

Tushar Enterprises

Leading Manufacturer and supplier



Swing Gates



Sliding Gates



Aluminium rolling shutter



Rolling Shutter

About US

Tushar Enterprises was Established in 1995 at Mumbai, is having solutions Automatic for entrance which can be use for making your Commercial and Residential premises Secure and to cut your financial expenses.....

7 Good Reasons ... to choose and install Tushar Enterprises



Quality

Design, choice of the material and of the components, assembly, installation and maintenance: these are the principles for TUSHAR ENTERPRISES which have been acknowledged and granted in terms of functional quality.



Safety

All the mechanical and electronic systems employed comply with the European regulations in force ensuring the maximum safety of use.



Warranty

The Company gives 1 year warranty on the sold products and accessories. A professional and widespread network of Specialized engineers takes care of direct maintenance and assistance over the installation.



Reliability

The products solidity and attention to any installing problem distinguish the style of the TUSHAR ENTERPRISES: warranty of reliability, seriousness and durability in time.



Precision

21 years of experience as specialists are important to improve the service and product choice, to develop the training of our technicians and installers, to guarantee precision and reliability to all professional and residential gates.



Services

Customer service excellence has always been and will always be one of the critical competitive advantages for our business.




Design

Aesthetic and design are today very important assumptions for any project and TUSHAR ENTERPRISES products always combined with the function of use and installation, in the way the formal value of the product comes out more efficient and concrete.

ROLLING SHUTTERS





Curtain Profiles



Curtain is fabricated of interlocking profiles of
 1. Single Skin Galvalume Steel / Galvanised Steel
 2. Single Skin Stainless Steel 304 / 316


3. Double Skin Extruded Aluminium alloy
 4. Double Skin PUF insulated Aluminium / Galvanised Steel
 5. Polycarbonate Lenses



Perforated single skin profiles help in achieving visibility, light infiltration and ventilation. The perforations prevent the wind load force from acting fully on the Rolling Shutter while maintaining visibility.


Rolling Shutters can either be fabricated entirely of perforated profiles or these special profiles can be selectively used to provide partial visibility at the eye level

Double Skin aluminium extruded profile for heavy duty strength.



Rolling Shutters with Aluminium / Galvanised double skin PUF insulated profiles combine energy efficiency with structural strength, durability, acoustic insulation, dust prevention and an overall aesthetic appeal.

The surface of these profiles is micro ribbed and profiles with Plexi Glass double glazing windows are also optionally available. The ends of alternate profiles are fitted with end locks to prevent lateral movement of profiles.



Wherever uncompromising protection and safe fresh air supply is asked for, then elegant Rolling Grill is the perfect solution. Available in Bright Steel Bar, they are the grills that will prove themselves in daily use again and again.

Choice of three unique designs catering to all requirements.



Bend-resistant Mild Steel bottom

A stable Mild Steel / Stainless Steel profile strengthens the Rolling Shutter curtain

Types of Rolling Shutters



Self - Coiling Push - Pull Manual Rolling Shutters

Self - Coiling Type Rolling Shutters are operated by pulling or pushing the shutters manually. Counter balancing of the shutter curtain weight is done by using high tension coil type springs (made from special steel spring wire) within strong suspension shaft to reduce deflection. Due to manual exertion, these shutters are ideal for very small size only.

Gear - Operated Mechanical Rolling Shutters

Gear Type Rolling Shutters are operated mechanically by using a hand crank / winding handle. Counter balancing of the shutter curtain weight is done by using high tension coil type springs (made from special steel spring wire) within strong suspension shaft to reduce deflection. The gear operation is through machine cut worm gear. These Rolling Shutters are ideal for small to medium size.



Automation For Springless Shutter

- 1.Intensive use slide gate motor for countless cycles of trouble free operations
- 2.Self locking electromechanical operator suitable for Residential & Industrial use
- 3.Easy manual over ride incase of power failure
- 4.Models available from 400 kg to 4000 kg capacity
- 5.Vertical and horizontal fixing positions adjustable
- 6.Easy to wire thanks to the pull-out terminals
- 7.Prepared for encoder device
- 8.Magnetic limit switches are available

Types of Rolling Shutters



Galvalume Rolling Shutters

Galvalume Rolling Shutters are ideally suited for most types of Industrial and Commercial applications. The aluminium - zinc alloy coating offers excellent corrosion resistance. It retains the sacrificial properties of zinc relative to steel while aluminium provides a tough film of aluminium oxide to increase barrier protection. Galvalume Rolling Shutters continues to gain approval by specifiers, architects, building owners and many others due to its versatility, ease of use, aesthetics and long-term performance. Aluminium

Galvanised Insulated Rolling Shutters

Galvanised Insulated Rolling Shutters are designed for a variety of industrial, warehouse, loading bays and commercial uses. The PUF insulated Rolling Shutters combine aesthetically pleasing appearance with thermal / sound insulation and dust prevention. The shutters can be custom made to fit large openings and are ideal for situations where sideroom is at a premium and security is required.



Aluminium Rolling Shutters

Aluminium Rolling Shutters made of design patented extruded double wall aluminium profiles provide durability, efficiency and functionality while being light weight as well as robust. Aluminium Rolling Shutters being corrosion resistant can be installed in areas where it would be exposed daily to atmospheric conditions that cause corrosion.

Types of Rolling Shutters



Bright Steel Bar Rolling Grills

Honeycomb design of Rolling Grills provides attractive yet functional means to secure areas where public access must be restricted. Honeycomb Rolling Grills constructed of Bright Steel Bar are attractively patterned and are ideal for display windows of showrooms, shopping malls and perfectly match with any building's architecture and interior space. Rolling Grills provide optimal protection without sacrificing visual access, air circulation or light infiltration.

Stainless Steel Rolling Shutters

Stainless Steel Rolling Shutters made of SS 304 or SS 316 interlocked profiles are high grade high performance Rolling Shutters easy to operate, install and have a very good corrosion resistance while providing an appealing finish. They are capable of withstanding adverse weather conditions, thus providing 100% safety and security



Polycarbonate Rolling Shutters

Polycarbonate strips while offering transparency are extremely secure making it burglar proof. Polycarbonate Rolling Shutters are manufactured using interlocked high impact polycarbonate moulded lenses combined with security aluminium tubings. The application of Polycarbonate shutters range from protecting shop fronts, concealed doorways, main entrances of shopping centers and cash dispensing areas.



Steel / Fire / Security Doors

Steel Doors

Door and Frame Specification:



Door features:

- All doors can be both exterior or interior used.
- Extra steel come with strong and trustable security protection.
- Door frame fixed by 7-10 adjustable jacking screws.
- There are no door fixing holes shown when door closed.
- Frame inserted with fire rubber seal on all 4 side around can reduce noise,smoke,dust etc.
- single door completely flush surface but door leaf with 4 mm lip covered on the frame.
- Double door completely flush surface inside & outside but two door leaves with 4 mm lip covered on each other, in-active door leaf can be self locked by stainless steel flush bolt.

Door Details:

- Fire rating:1-4 hours fire rated
- Door leaf thickness:50 mm
- Door frame thickness:100 mm
- Door leaf skin steel:1.0-1.2 mm Galvanized steel attached with reinforced plate.
- Door frame steel:1.6-2.0 mm Galvanized steel attached with reinforced plate covered.
- Material in door leaf: fire insulated aluminum silicate wool attached with 3mm double fireproof resistant board.
- Material in frames:fire insulated rock wool with reinforced plate.
- Extra reinforced plate: on the position for lock, panic bar, door closer etc.
- Threshold: 15 mm height made by stainless steel or galvanized finished. Or no threshold for interior use.

Surface finish:

- Finish: Powder coated.
- Other colour: available for extra option.

HARDWARE



Standard hardware:

- Door Hinges: Heavy duty stainless steel fireproof hinges with anti-theft dog bolt. 4 hinges on each door leaf.
- Receiver: Noise reduced & adjustable lock receiver.

Option hardware:

- Key & Handle option: stainless steel lever handle & cylinder & thumb turn.
- Panic Device option: panic push bar device.


Key & handle features:

- top quality oval type fire proof sash lock with dead lock
- fire proof stainless steel lever handles
- fire proof stainless steel thumb turn & escutcheon
- fire proof oval type 6 point cylinder
- blank key is available

Panic device features:

The panic device work with the lock case suit variable option faction, the faction such as:

- panic latch with fire proof dead lock
- panic latch with fire proof outside access Master key system
- panic latch automatic lockable
- panic latch manually free lock the fire exit doors etc.
- For double fire exit door can be fitted with panic latch and panic bolt for fire exit.



Sliding gate

We are the leading Manufacturer and Supplier of M.S SLIDING GATE Main Gate in MUMBAI, MAHARATRA, and India.

Tushar enterprises supplier of sliding gates, industrial sliding gates, automatic sliding gates for industries, commercial automatic sliding gates, residential siding gate



Salient Features:

Tushar Enterprises offers Designers/Custom- built as well as standardized sliding gates.

Tushar Enterprises Standardized sliding gates are offered at a highly competitive rate. Tushar Enterprises Gates are Pre-engineered in CAD to comply with the technical and aesthetic requirement of customers and approved, prior to Manufacture.

Tushar Enterprises gates can be integrated with cast iron designs/brass or stainless steel motifs/logos or emblems.

EQUIPMENT & TECHNOLOGY

TUSHAR ENTERPRISES Components are item -wise surfaced treated through shot blasting, Sand blasting, dedurrring etc...

TUSHAR ENTERPRISES gates are welded by automated and programmable MIG/TIG welding and other techniques.

TUSHAR ENTERPRISES gates are manufactured using raw materials of prime quality. (Tata/Jindal /Janet ext.)As per client demand

TUSHAR ENTERPRISES gates can have finishes with enamel/polyurethane paints or powder coating in all available colors.

TUSHAR ENTERPRISES gates can also incorporate specialized coating for the motifs/leaves/logos etc., with brass/gold/silver plating. Also the specialized coating can be clear coated through Electro-phonetic process.

TUSHAR ENTERPRISES can offer a totally non-corrosive stainless steel gates to customer designer with all components in stainless steel.

Materials

- (1)Mild steel
- (2)Stainless steel
- (3)Infill's options including tube mesh solid bar
- (4)A variety of architectural material
- (5)Also we use in wood

Features

- (1)No ground tracks
- (2)Modern design and robust
- (3)Gates up to 12 meters in width available
- (4)High level of security
- (5)Installation to sloping /uneven ground
- (6)Trouble free operation

Finishes

- (1) Metal primer red oxide
- (2) Powder coating
- (3) Hot dipped galvanized
- (4) A variety of colors choice available

The Cantilever Sliding Gate

The Cantilever Sliding Gate is an ultra modern gate design which lays emphasis on security, safety and maintenance free operation. The gate virtually floats in air as it crosses the roadway.

The gate is balanced on two precision engineered roller carriages which do the trick. All running parts are completely hidden, preventing them from being affected by the elements and no guide track is required; implying reduced civil work during installation. In particular places, it's simply not possible to install ground tracks due to issues like uneven ground, loose soil, or high dust and dirt regions where a gate track may get jammed.



DESIGNER GATE



These features also make a cantilever gate the ideal gate to be automated. Swell designed cantilever gate can be pulled by the little finger of your left hand. An automated cantilever gate is without a doubt the preferred choice in many industrial and commercial applications like airports, corporate offices, banks, hotels, prisons and factory entrances.

Materials

- (1) Mild steel
- (2) Stainless steel
- (3) Infill's options including tube mesh solid bar
- (4) A variety of architectural material
- (5) Also we use in wood

Features

1. No ground tracks
2. Modern design and robust
3. Gates up to 12 meters in width available
4. High level of security
5. Installation to sloping /uneven ground
6. Trouble free operation

Finishes

- (1) Metal primer red oxide
- (2) Powder coating
- (3) Hot dipped galvanized
- (4) A variety of colors choice available

Telescopic sliding gates

The telescopic sliding gates system has recently mushroomed into a widely used one because of structures constraints and lack of room in many modern day structures

The gates has multiple gate sections which operate simultaneously of different speeds
A well designed tailor made telescopic sliding gates can reduce the back run by up to 75%
When you compare it with traditional tracked sliding gates

Our rang of two part telescopic tracked sliding gates is our most economical type of Telescopic sliding gates to fit opening of 6m (single) or 12m (bi- parting pair) this sliding gates Has a standard static drive systems enclosed in a half hight past which also encloses the programmable cantor panel and an integrate steel rope or pulley systems drives the second leaf the design of the sliding gates make it possible to achieve optimum protection and maximum clear opening even in place where the back runs is extremely limited



Telescopic gates have extremely flexible constructions making them suitable for most application you can select from one of our many affricative and feasible designs.

Dock Levelers

Dock levelers with a hydraulically operated hinge lip create a perfect, safe and user-friendly bridge between the work floor in the building and the floor of a truck. When loading or unloading, materials handling equipment can be moved in and out of the vehicle across an even surface, continuously and in perfect safety.



Key features

- a chassis
- a deck, with a hinge lip at the front
- a hydraulic system that operates the deck and lip, consisting of a power pack and a deck and lip cylinder
- a control panel with operating controls
- low pressure hydraulic deck and hinge lip cylinder
- suitable for all sizes and types of trucks
- controlled speed of descent
- extremely high quality through robotized production
- power pack in front: easy maintenance
- in case of power failure: continue to (un-)load
- extra safety hydraulic valve
- maintenance strut with safety catch
- finishing: blasted / primed / painted
- CE marking approved

High Speed / Rapid Roll Doors



At tushar enterprises roller shutters our Rapid Roll / Fast Action / High Speed roller doors are manufactured entirely in-house and offer an excellent solution to high traffic control areas and also where heat / energy saving is a pre-requisite. The curtain is 900g reinforced polyester weave covered in PVC and complete with PVC vision panels to your requirements. Our lightweight curtain is highly durable and has a low heat transfer rate giving both durability and flexibility during daily use.

We can offer doors up to 5500mm wide and 5500mm high, which operate at a standard opening speed of up to 1000mm per second, with an option to increase this up to 3000mm per second. Activation is via a full range of options and complemented with a choice of safety features. We can also offer a self repairing version which will eliminate / reduce repair down-time resulting in uninterrupted production and lower repair costs

HYDRAULIC BARRIERS



Boom Barriers are new technology for traffic control solution for all sites that's experience high frequency of vehicle traffic the entry / exit which you need to be controlled.

Tushar Enterprises use hydraulic barrier and also As per Client requirements, the systems work on the basis of infrared technology use heavy duty cycle torque Motor with the 100% duty cycle.

The Feature of Barriers like soft landing, antycrush systems, speed is adjustable for some models both speed fast or slow can adjust at the time of installation. Available Size 4 mtrs to 7 mtrs barriers

- **Frequency : 100 %**
- **Hydraulic System**
- **Protection Class : Id 44**
- **Aluminum Boom With Led Lights**
- **An Ideal Solution for heavy traffic**
- **Integration possible with all kinds of access control systems**
- **Manual override in case of power failure**

Tushar Enterprises Industrial Sectional Doors



Tushar

Enterprise industrial sectional doors are installed into openings of the industrial facilities – production, warehouse, commercial, office and other premises with heavy traffic intensity. They consist of three main elements: leaf, tracks system and torsion mechanism. The door leaf can be made of sandwich panels (ISD01), panoramic panels (ISD02), and it can be a combined one. The doors can be manufactured with 10 lift types, which are selected according to the ceiling and lintel design, and also other architectural room peculiarities.

Door Han industrial sectional doors possess increased wear resistance and endure heavy loads, as they are meant for high operation intensity and long failure-free performance (up to 100 thousand opening/closing cycles).

According to the lift type and the opening dimensions special structural elements are mounted on the door leaf:

- reinforced side cups,
- aluminum profiles with special reinforcing profile,
- double side supports,
- powerful industrial rollers,
- special brackets,
- omega profile.

The unique system “Quick Fix”, used for assembling the torsion mechanism, allows you to reduce time, spent for mounting of the industrial doors by 4.

Door Han sectional doors conform to all requirements of the Russian GOST ГОСТ 31174-2003 and the European standard EN 13241-1.

Door Han sectional doors are the only doors, offered at the market, which are designed and manufactured taking into account the Russian climatic service conditions; they are certified and have certificates of conformity. Door Han makes the industrial sectional doors of two series:

- ISD01 of sandwich panels;
- ISD02 of panoramic sections (aluminum panels with polymer glazing).

TUSHAR ENTERPRISE

Shop no 19,sager building , parbhat ind.est .opp. dahisar toll naka Dahisar (east)
Mumbai 4000068. Tell: 022-28482871

E-mail: sales@tusharenterprise.com

www.tusharenterprise.com

Some of our valued Clients:

1. ACC cement
 2. ACC cement
 3. ABB Pvt. Ltd.
 4. Indo Energy International Pvt. Ltd,
 5. Jonson & Jonson ,
 6. Agies Infra solutions Pvt. Ltd
 7. Cairra India Pvt. Ltd
 8. Khandelwal Jewelers.
 9. Advt. Subhod Dharmadhikari
 10. P & M Moll
 11. Praxair India Private Limited
 12. BMM ISPAT LTD
 13. Joy Builders,
 14. Khoshla Profile Co - Ltd
 15. Orbit Construction
 16. Taj Hotel Mumbai
 17. V Star Plaza
 18. Vjay Victory Developers
 19. Almoners Pvt Ltd
 20. Bharat Infra
 21. Canara Bank
 22. Indicom Logistics Pvt Ltd
 23. Vidhyvanshi Automobile Pvt Ltd
 24. Capital India Pvt Ltd
 25. Noble Dairy Farm
 26. Hotel Leela venture Limited
 27. Novtal Hotel
- Wadi plant
 - Katni plant
 - Gujrat
 - Roha.
 - Hydrabad
 - New Mumbai
 - Gujrat
 - Akola
 - Nagpur
 - Patna
 - Murbad
 - Chennai
 - Mumbai
 - Wada
 - Mumbai
 - Mumbai
 - Mumbai
 - Mumbai
 - Baroda
 - Ahamdabad
 - BKC
 - Ranchi
 - Sasaram - Bihar
 - Belgaum
 - Nasik
 - Channai
 - Puna

TUSHAR ENTERPRISE

Shop no 19,sager building , parbhat ind.est .opp. dahisar toll naka Dahisar (east)
Mumbai 400068. Tell: 022-28482871

E-mail: sales@tusharenterprise.com

www.tusharenterprise.com

28. Laibra construction	Mumbai
29. S. Crane Eggs. Works	Mumbai
30. Amigo Travel Services	Mumbai
31. Eschmann Textures India Pvt. Ltd	Thane
32. Adani power	Gujarat
33. Rajesh adani	Gujarat
34. G.I kumaval.	Jaipur.
35. Milan lab Ind. Pvt. Ltd.	Panvel.
36. Neelikon food dyes & chemicals ltd.	Roha
37. Dalal Engineering Pvt. Ltd (thane)	Thane
38. Oberoi reality Group (Mumbai)	Mumbai
39. Omkar group (Mumbai)	Mumbai
40. S. D.Corporation (Mumbai)	Mumbai
41. Chalet Hotels (K. Raheja Corp.)	Mumbai
42. ZZ Architects	Mumbai
43. Hema Malini (Film Actress)	Mumbai
44. Primetech automation .	Mumbai
45. Mukeshbhai choudhery. (Vivah Group Partner)	Thane
46. World Wide Automation.	Mumbai
47. Swapnakamal autosystem,	Bhosari Pune.

CONTACT US

Address : Shop No 19, Sagar Building, Prabhat
Ind. Est, Near Dahisar Toll Naka,
W. E. Highway, Dahisar (E),
Mumbai-68, Maharashtra, India.

Phone : + 91 - 22 - 2848 2871

E-mail : sales@tusharenterprise.com
enquiry@tusharenterprise.in
purchase@tusharenterprise.in

Website: www.tusharenterprise.com

Website:- www.tusharenterprise.in

